

What We Heard Report

Playford Youth Survey 2025

CITY OF Playford

Contents

Overview **3**
About the Playford Youth Survey 2025 ..... **5**
Who are Playford's young people? – ABS Snapshot **6**
How we surveyed **7**
Who we heard from **9**
Survey respondents **10**
What we heard **11**
What do you love about Playford? 12
How can Playford be better for young people? 15
Other themes in feedback 20
Spending time in Playford 21
What's most important for young people's futures? 23
What support could help reach your future goals? 25
What issues or causes are young people passionate about? 26
Health and wellbeing 27
Support networks 28
Young people and Council's 2025-28 Strategic Plan **29**
Feeling safe in Playford 30
Moving around Playford 31
Look and feel of the local area 33
Feeling welcome and a sense of belonging 34
Attending Council events, programs and places 35
What's next? **36**
Appendix **37**

Overview

Young people are a vibrant and vital part of the City of Playford community. Council delivers a wide range of programs, services, and facilities to help make Playford a city where young people thrive. Our goal is for local young people have access to opportunities, and feel welcome, included, and connected to their broader community.

In 2025, Council set out to learn more about the young people who live, work, study, or spend time in our City. The **Playford Youth Survey 2025** was designed to better understand the experiences, priorities, aspirations, and perspectives of people aged 12–25 years, and ensure our work reflects what matters most to local young people.

Why we surveyed

The goal of the Playford Youth Survey is to strengthen Council's understanding and role in **creating a city where young people feel safe, included, and supported to be healthy, pursue their goals, and connect meaningfully with their community**.

The survey acts as a mechanism to represent the unique experiences of young people living in the City of Playford. While national and state-level data can provide a broad picture of youth trends, localised research offers deeper insight into young people's lives in Playford. This local focus enables Council to identify the initiatives, services, and opportunities that will have the greatest impact for young people in our community.

Research objectives

- Develop a clear picture of Playford's young people, including their daily experiences, health and wellbeing, social and support networks, how they feel about their local area, and their priorities and goals.
- Guide the design and delivery of youth-focused programs, services, events, and facilities across Council.
- Inform Council's broader planning and decision-making, particularly young people's experiences in relation to the themes of the Strategic Plan 2025–28.

Who we heard from

A total of **328 young people** took part in this survey. To make participation easy and inclusive, feedback was collected through a range of engagement methods designed to suit different levels of interest, time availability, and language needs. Young people could complete the survey online or on paper, share their 'one big idea' before choosing to continue with the full survey, or take part using an Easy Read version with simplified language and illustrations. Feedback could also be provided through dot-motcracy boards (placing dot-stickers on a board of photos in response to a question), postcards, and informal conversations.

What we asked

The Playford Youth Survey explored key aspects of young people's lives and experiences, focusing on areas where Council aims to provide meaningful support through programs and services. All questions were optional and grouped around the following themes:

- **About you:** Age group, gender, identity, and suburb.
- **Day-to-day life:** Mental and physical wellbeing, how time is spent (such as study, work, or caring responsibilities), and who is part of their support network.
- **Living in Playford:** Where young people spend time, how safe and connected they feel, and what they enjoy or would like to see change in their local area**.**
- **Looking to the future:** Goals and priorities, what could help them achieve these, and the broader issues or causes they care about.

What did we hear?

Young people shared a wide range of experiences and views, reflecting both the diversity within the community, but also the similarities many share growing up in Playford.

These are the key insights we learned:

- **Green and open spaces are valued** - Young people appreciate being able to easily access and spend time in parks, playgrounds, nature reserves, BMX tracks, and skateparks.
- **Welcoming, safe, youth-friendly places a top priority -** Young people want places they can spend time outside of home, school, or work without feeling unwelcome or at risk of being “moved on.” They also value spaces or programs provide opportunities for social connection, skill-building, and access to support.
- **Safety is a concern** - While some young people feel safe in their neighbourhoods, others see safety as an area for improvement. Important factors include reducing anti-social behaviour, maintaining and upgrading public spaces, and enabling safe travel around the city by foot, bike, car, or public transport.
- **Financial security and employment matter most -** Young people identified having enough money to live comfortably and being able to secure stable employment as their most important future goals.
- **Young people care about wellbeing and housing** – Beyond the local level, young people felt most passionate about supporting people’s mental and physical health, and ensuring access to safe, stable, and affordable housing.

What happens next?

Together, these young voices create a clearer picture of what it’s like to grow up in Playford today. These insights will guide the way we plan, deliver, and evolve our services - helping to make Playford a great place for young people now and into the future.

About the Playford Youth Survey 2025

Youth services are a strong focus of Council's community service delivery. As one of South Australia's younger council areas, with a high proportion of residents aged under 25, City of Playford has a unique opportunity to support young people to build happy, healthy, and meaningful lives.

In the last 10 years, the City of Playford has experienced significant change and growth. Our suburbs, population, and demographic profile continue to evolve - and with them, the lived experiences of local young people. These shifts sit alongside broader societal changes in technology, education, employment pathways, and social expectations, all of which have reshaped what it means to grow up in Playford today.

To ensure our work continues to align with the needs of Playford's young people, a need was identified to undertake a deeper exploration of their experiences today. This aimed to build a clearer picture of how young people in Playford are faring - what matters most to them, where Council can make the greatest impact, what has changed, and what has remained consistent.

The *Playford Youth Survey 2025* provides a valuable local benchmark that will guide the design and delivery of programs, services, and facilities, and help track how the experiences and priorities of young people change over time.

Who are Playford's young people? – ABS Snapshot

Australian Bureau of Statistics (ABS) data provides useful context to the findings of the *Playford Youth Survey 2025* through a population-level summary of young people within the local government area. The ABS snapshot below highlights key information about Playford residents aged 12–25, including population, education and employment.

Young people (aged 12 - 25) in Playford

19,036 young people



Young people make up
20% of Playford's population
(Compared to 17% of Greater Adelaide)

Playford is a 'young' Council area, with a median age of **33**, compared to **39** in Greater Adelaide.



12-17 year olds

88% are at school
11% work part-time
4% volunteer
3% care for children (either own children, siblings, or other children)
2% are carers (for an older person, person with disability or other health condition)

30% work full-time
26% work part-time
11% are looking for work
15% are at Uni
7% are at TAFE
8% volunteer
16% care for children (either own children, siblings, or other children)
7% are carers (for an older person, person with disability or other health condition)



18-25 year olds

Source: Australian Bureau of Statistics, Census of Population and Housing 2021

How we surveyed

To ensure we heard from a broad and diverse range of young people, the Playford Youth Survey 2025 was designed to be flexible, inclusive, and accessible. Multiple participation options were offered to suit different levels of interest, language abilities, and accessibility needs.

This approach aimed to **capture the diverse experiences of young people who live, work, study, or spend time in Playford**, and to make it possible for anyone who wanted to take part to share their ideas and perspectives.

Playford staff across the Youth Development, Employment Outcomes, and Uni Hub teams - provided vital support to the survey. By utilising strong relationships with local young people, schools and youth service providers – we were able to secure a broad and robust sample of different youth perspectives.

The methodology for this project included:

Method	Description
Survey	The survey began with 1 question – "*If you could make one change for young people in the area, what would it be and why?".* Participants could choose to just answer one question, or go on to complete the full survey (consisting of 18 questions, mainly multiple choice with a few free text) The survey was available as a hard copy or online and translated into 8 prominent Playford languages.
Easy-Read survey	The Easy-Read survey had fewer questions than the full survey (but still covered all main topics and areas), used simple language, helpful pictures, and clear instructions. This was useful for younger people with lower language abilities. Questions shown in both the Easy-Read and full survey will be highlighted throughout the analysis of results.
Postcards	Postcards were used to promote the full survey, while also providing an opportunity for young people to answer the same 1st question as the survey, with the option to write or draw their response.
Dot-motcracy	Dot-motcracy boards were placed in prominent locations at the Northern Sound System and Uni Hub. They provided a quick and easy way to participate, by asking young people to place 3 dot stickers on their answers to the question "What's most important for your future?".
Conversations / other submissions	Young people could also give their thoughts and feedback by chatting to staff, or sending an email, a video, or a drawing.

Online promotions	The survey was promoted through targeted social media posts, eNewsletters and email marketing campaigns. This method may have to be rethought in future years as young people under the age of 16 will be restricted from accessing social media.

Sample of promotional material:



Who we heard from

Overall	By Channel
1,325 Aware Viewed information	Visited Engagement Hub: 53 Opened email: 1272
30 Informed Interacted with information	Download document from Engagement Hub: 30
328 Engaged Participated in a research activity or provided feedback through the survey	Survey (first question only): 23 Survey (full): 156 Easy-Read: 18 **Total survey: 197** **Dot-motcracy:131** Postcards:0 Comments:0

Dot-motcracy boards

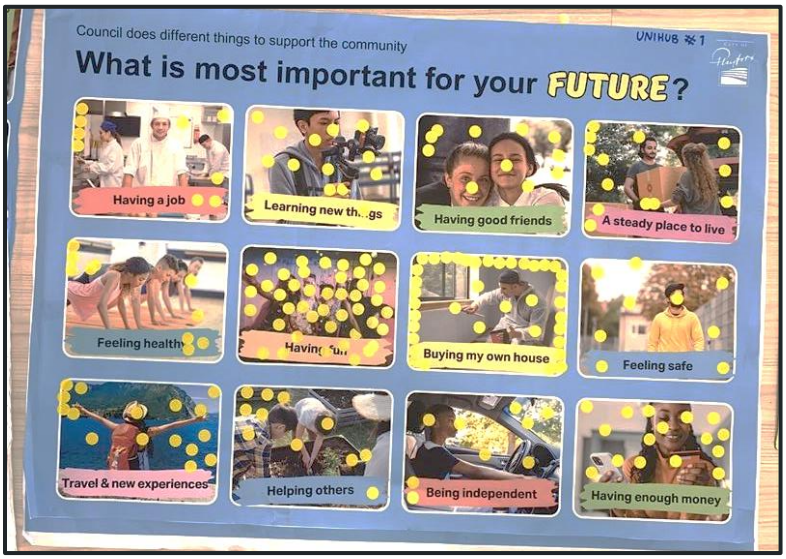

Dot-motcracy boards are a simple, visual engagement tool that allows participants to share their thoughts in an easy and quick way. The boards displayed the question “What is most important for your future?”. Young people were able to place 3 dots on pictures of the areas of life that were of highest priority for them.

During the survey period, four boards were displayed across two Council facilities — the Northern Sound System (NSS) and the Uni Hub (located within the Civic Centre Library). Together, these boards captured feedback from 131 participants. The two locations also helped engage a range of age groups, with NSS primarily attracting school-aged young people (under 18 years), and the Uni Hub engaging those in tertiary study or early adulthood (18–25 years).

Survey respondents

The 2025 Playford Youth Survey captured insights from a diverse cross-section of young people in our community – reflective of different suburbs, ages, backgrounds, identities, and life stages.

The following section provides a breakdown of demographic information of survey respondents:

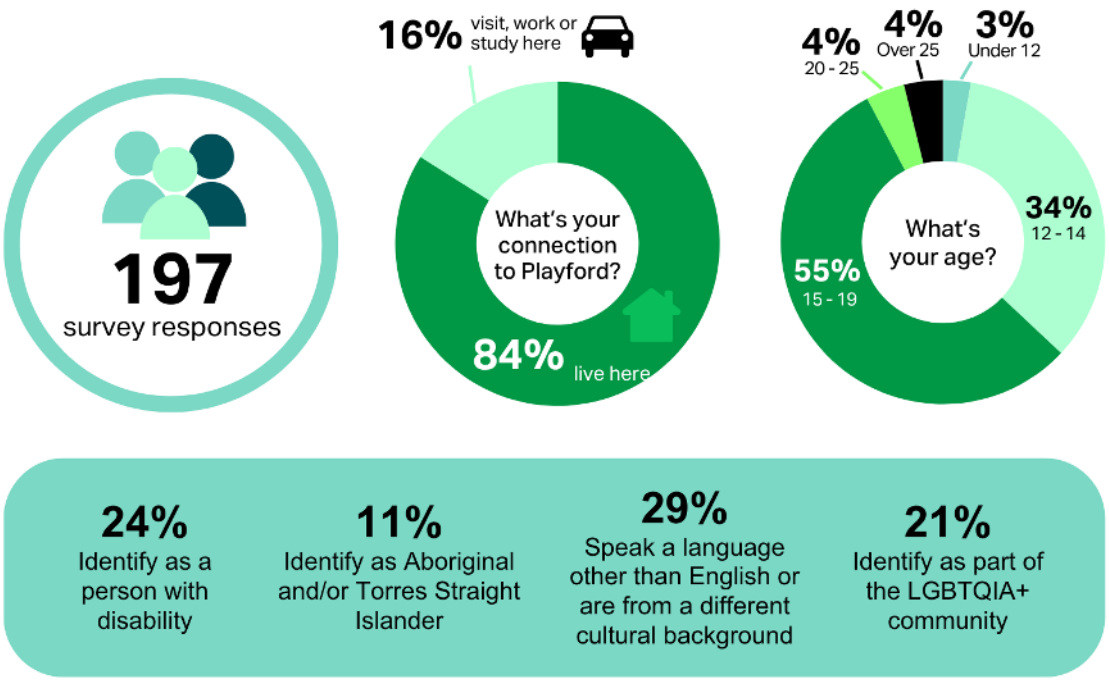

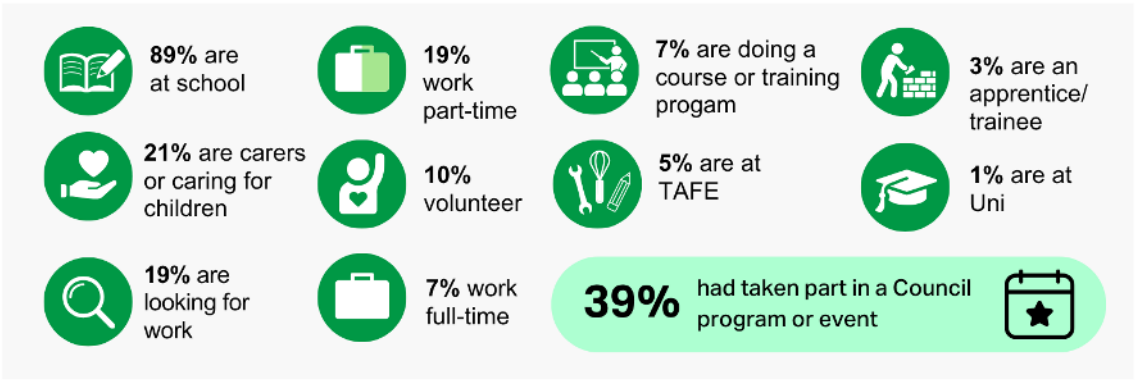

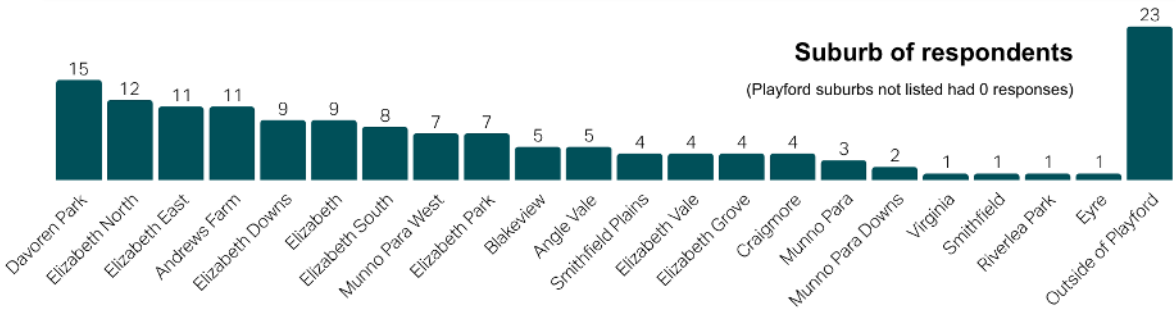

What we heard

The overall findings of the Playford Youth Survey 2025 are summarised below:

What do young people love about Playford?

- Spending time in our parks, playgrounds and outdoor spaces
- Having different things to do in their local area
- Feeling safe in their neighbourhood
- Being with friends, and Playford feeling like a 'young' community
- Community connection, and feeling included regardless of background

How could Playford be better for young people?

- Having youth-friendly spaces that feel welcoming, safe, and provide opportunity to connect, learn, and access support
- Improving safety and reducing anti-social behaviour
- Youth programs designed to help young people thrive
- More fun activities and events

What's important for their future?

- Having a job and entering the employment market
- Having enough money to feel comfortable
- Having fun and being able to enjoy life
- Stable housing, or being able to buy their own home
- Having good friends and people to support them

What causes are they passionate about?

- Looking after people's physical and mental health
- People having safe and affordable places to live
- Accepting everyone and equal rights for people of all backgrounds
- How much things cost and money worries
- Taking care of the environment

Young people's experiences of the Strategic Plan 2025-2028

- Safety is a high priority for young people as it is for the broader community, with feelings of safety varied for young people with different diverse identities, and depending on where they spend their free time.
- Around half of young people feel their area looks and feels nice, closely aligned to Playford Community survey results.
- The majority of young people feel welcome / like they belong in their community.

What do you love about Playford?

Young people were asked to reflect on the parts of their local area they appreciate the most. These insights point to the aspects of Playford's built and natural environment, and local community that are valued by our younger population.

118 responses
✔ in easy-read

Local young people appreciate when their local area:

- has **parks, playgrounds and outdoor spaces**,
- has **things to do** and places to visit locally,
- **feels safe**, and they can comfortably move around and spend time in public spaces,
- feels **friendly, young** and **lively**, and
- feels **connected** and **inclusive.**



Parks, playgrounds and outdoor spaces

(mentioned by 25 young people)

When asked what they love about their area, young people most commonly mentioned parks, playgrounds, and other outdoor spaces. Young people appreciate the availability, accessibility, and quality of the outdoor spaces in their area. Some comments mentioned specific features, such as:

- Spaces feeling calm, relaxing, and safe
- A welcome and safe place to spend time or hang out with friends
- Fun activities and play equipment
- Opportunities to stay healthy and active
- Connection to nature and greenery

"My area is a great place for young people because there are plenty of outdoor spaces, like parks and sports fields, where we can be active and spend time with friends. It gives us a healthy environment and encourages us to stay connected with others."
Elizabeth, aged under 12

"It is good place for young people because there are a variety of different playgrounds/grass areas for young people to hang out at."
Virginia, aged 12-14

"Because it's very local and outdoor vibes making kids have easy access to go around and be social with others."
Elizabeth Vale, aged 15-19

Things to do
(mentioned by 18 young people)

Young people appreciated having a variety of things to do in their local area and that it's generally easy to get around and reach the places they want to visit. Convenience, accessibility, and variety were factors that contributed to their positive experiences.

Key points mentioned by young people:

- Easy access to food, shopping, parks, and community spaces
- Good public transport options and walkable areas
- Activities suited to young people that are fun and offer opportunities to learn new things

This sentiment was not limited to the more dense or centralised areas of Playford, but mentioned by young people across various suburbs, including Elizabeth suburbs and Davoren Park, Angle Vale, Munno Para suburbs, and Smithfield Plains.

"Yes, it is my neighbourhood is a good place is calm and shops near to my place."
Davoren Park, aged 12-14

"My area is great for young people because it has fun places to go and lots of activity to learn new things."
Elizabeth Park, aged 15-19

"This area/community is a great place for young people as it offers a lot of opportunities, and has easy access to shopping centres, food, youth and community programs."
Elizabeth North, aged 15-19

Feeling safe
(mentioned by 16 young people)

While safety was a top area of improvement for a number of respondents, others reported safety as one of the things they appreciate about their area. Comments mentioned feeling safe day-to-day or perceiving their area to be safe. Some mentioned their area felt calm or quiet, and that they felt comfortable to move around their area.

It's important to note that feelings of safety can vary within Playford's different suburbs and pockets. Respondents who mentioned feeling safe were more likely to be suburbs such as Angle Vale, Munno Para West, Riverlea Park or from outside of Playford.

"The area I live in is a new suburb, it is safe but doesn't really have anything special."
Riverlea Park, aged 15-19

"It is a great place because it is 100% safe and I can ride my scooter around my neighbourhood."
Smithfield, aged 12-14

"Because is safe place there are not people make noise so its good place for me and others."
Elizabeth South, aged 15-19

Friends / young community

(mentioned by 16 young people)

Playford has a higher proportion of younger people – making it a place where young people feel it's easy to come together and socialise. Respondents valued the amount of other young people in the area, their area feeling young or lively, and having access to opportunities for social connection, fun, and friendship.

"There are quite a lot of youths here, making it easy to connect with each other."
Elizabeth Downs, aged 15-19

"Lots of young people just like me who just want to hang out and have fun."
Smithfield Plains, aged 15-19

"There's a lot of other young people and good role models."
Outside of Playford, aged 15-19

Community connection and inclusion

(mentioned by 16 young people)

Young people described their community as friendly, welcoming, inclusive, and diverse, with many saying they feel a sense of belonging. Some young people mentioned:

- feeling that their community embraces people of different backgrounds, abilities, and identities
- feeling connected to their community, and supported by those around them
- being able to express themselves freely and feel safe being who they are

"We accept and acknowledge everyone whether its sexuality, if your part of LGBTQ+, Aboriginal, Torres Strait Islander or from somewhere else overseas."
Elizabeth Downs, aged 12-14

"Where we live the neighbours are like family, we all look out for each other."
Munno Para West, aged 12-14

"It feels like a place where young people are encouraged to try new things and be themselves."
Elizabeth North, aged 12-14

How can Playford be better for young people?

We asked Playford's young people to **share their big picture priorities** - to look around at their lives, their peers' lives, and their local area, and think about what changes could be made to make their experiences better.

This was split between two questions, one asking for their initial "big-picture" priorities for young people, before later asking about more specific improvements in their local area or community.

Over 290 comments were provided across these two questions. Similar themes emerged across both, which highlight key changes or ideas that local young people feel would make a positive difference to their lives and local areas.

If you could make one change for young people in the area, what would it be and why?

The following pages dive deeper into the main themes mentioned across comments, with the top four being.

1. **Youth Friendly spaces**
2. **Improving safety / Reducing anti-social behaviour**
3. **Youth programs / social groups**
4. **Activities and event**

Word cloud of most common words in young people's responses to the question "If you could make one change for young people in the area, what would it be and why?":



Q1 - 156 responses
Q17 - 134 responses
✔ in easy-read

Youth-friendly spaces
(mentioned by 54 young people)

Many young people highlighted the importance of having places to go that feel safe, welcoming, and supportive. Across 54 comments, respondents described what a youth-friendly space would look and feel like, and the kinds of opportunities it would offer.

Safe and welcoming - Young people emphasised the need for spaces where they can feel comfortable, accepted, and free from judgement. Some mentioned specifically having inclusive environments that are open and welcoming of people from diverse backgrounds, others focused on having places where they are not 'moved on', and they can freely have fun and spend time with friends.

A place to learn, play, and connect - Respondents envisioned spaces that combine fun, learning, and personal development. Key features suggested included:

- Study areas with Wi-Fi and quiet zones
- Creative spaces for art, music, and gaming
- Sports and recreation facilities
- Career workshops and job skills programs
- Access to mentoring and mental health support

Accessible - Young people mentioned the importance of spaces being open when they need it most (outside school hours and on weekends), that are free to access, and available to them locally or accessible by public transport.

Social connection and belonging - Youth-friendly spaces were seen as important hubs for social connection, a place where young people can spend time with friends or make new ones. Some respondents also flagged the benefits of having access to safe adults and positive roles models.

These comments highlight that current Playford's youth-focused facilities are aligning to the needs of local young people. However, they also suggest that some young people may not be aware of the availability of the youth spaces within Playford, or that the current spaces may not work for them.

"Safer hangout spaces places for students to seek support."
Non-Playford, aged 20-24

"Probably a place where younger kids can go hangout with friends without worrying adults will yell at them"
Elizabeth Downs, aged 12 - 14

"If I could make one big change for teenagers in the Playford area, it would be to create a Youth Hub. This hub would be a dedicated space that combines mental health support, job skills training, creative arts, and entrepreneurship programs all under one roof."
Angle Vale, aged 12-14

"A lot of young people don't always have somewhere positive to go, and this sometimes leads to boredom or unsafe choices."
Elizabeth North, aged 15 - 19

"To create a safe environment for students and young adults, for all young people to feel included and have a sense of belonging in the area."
Elizabeth North, aged 15 -19

"Many young people don't always feel that they have a safe or welcoming place to go outside of school, and this could create a positive place for us to connect, learn and relax. It would also help to decrease boredom and allow more opportunities for young people to develop friendships and skills that they will carry in the future."
Elizabeth East, aged 15 -19



Improving safety
(mentioned by 36 young people)
Reducing anti-social behaviour
(mentioned by 21 young people)

When asked how their local area could be improved, safety emerged as the strongest theme. This aligns with Theme 1 of Council's Strategic Plan 2025–28 and shows that the concerns and priorities of young people are consistent with Council's broader community goals.

Comments related to safety highlighted practical improvements such as:

- Better street lighting and visibility
- Increased security and surveillance
- Safe and welcoming places to spend time
- Safer public infrastructure, including bike lanes, footpaths, and crossings
- Greater support for vulnerable young people / community members
- Building a sense of safety through connection and belonging

Closely linked to safety were comments related to anti-social and violent behaviour, which many young people identified as a key issue in their community. Common suggestions included:

- Addressing gang activity and youth violence
- Providing programs to divert young people from risky behaviour
- Strengthening crime prevention and response measures
- Increasing awareness and support related to drug use and intervention

These insights highlight that feeling safe is a high priority for young people and that it can impact their ability to feel comfortable spending time in their local area.

"Having somewhere for youth people to sleep at night in case their home is not safe to go to that night so they have somewhere to sleep and so they don't go around stealing or breaking anything."
Elizabeth East, aged 12-14

"I would change the violence and stop all naughty kids from causing havoc"
Non-Playford, aged not specified

"I would feel safer if there were solar powered sensor lights at all bus stands where lights in street don't provide good light for when I come home from work in evenings".
Davoren Park, aged 15-19

"Just having other people your age around because they understand, and it definitely makes you feel safer."
Elizabeth Park, aged 20-14

"No gang members. It's not safe for the young kids."
Non-Playford, aged 15-19

"This area could be better for young people like myself if the community was safer/nicer. Although I have noticed an increase of security guards at local shopping centres."
Elizabeth North, aged 15-19



Youth programs / social groups

(mentioned by 30 young people)

Many respondents expressed an interest in youth programs or groups, that can provide opportunities to connect with others, learn new skills, and access support. These comments were often mentioned alongside youth spaces, highlighting a desire for not only a space to spend time, but that can also house programs and groups that often more structured support.

When young people described what makes a good youth program, they said programs should be:

- Free or low-cost
- Available on weekends and during school holidays
- Safe and welcoming, with friendly staff and positive role models
- Inclusive, where young people can relax and be themselves
- Offer positive alternatives to boredom or risky behaviour

When talking what kind of programs they would like, young people mentioned:

- Learning new skills and preparing for their future
- Making new friends and building social connections
- Creative or recreational activities (art, music, sport, gaming)
- Wellbeing and mental health support

Overall, these responses show that young people value programs that align to their interests and goals, while also providing structure, support, and connection.

"Help people in making new friends and put them into group activities."
Age and location not specified

"One change would be to create more free programs and support groups that help young people learn about staying healthy and dealing with stress. this can make life easier and happier for them as they grow up."
Elizabeth Park, aged 15-19

"I would organise a friendship program for people to make friends because some people are lonely, and they really want to be friends with genuine people."
Smithfield, aged 12 - 24



Activities and events

(mentioned by 30 young people)

Young people expressed a desire for more things to do locally, and more activities and events that make Playford feel vibrant and fun. Respondents mentioned features included:

- Events and activities more suitable for young adult age-groups
- Options available locally that don't require extensive travel
- Free or low-cost
- Suited to different diverse needs (e.g. accessible to people with disability or representation of different cultural groups)

Suggested events included food or clothing markets, art shows, sports activities, festivals or music events.

These sorts of opportunities were seen to provide entertainment and alleviate boredom, and an opportunity to try new things, have fun, and feel connected to the wider community.

"More things to do. Most things for younger ages or older. I kinda miss the age groups for most things."
Elizabeth North, aged 12-14

"Have more places to go to have friends and be more activities for deaf people like me"
Elizabeth North, aged 12-14

"The area could be better if there were more youth events and activities, like festivals, workshops, or weekend programs. This would give young people more chances to get involved, learn new skills, and feel part of the community."
Elizabeth Park, aged 15-19

Other themes in feedback

Although these themes were mentioned less frequently, they touch on topics that could have more impact for those more vulnerable young people in Playford:



Life skills and preparing for the future

(mentioned by 24 young people)

Some young people felt they would benefit from opportunities to build skills, make connections, and explore opportunities that might help them transition more smoothly into adulthood. Comments referred to:

- Employment support (resumes, job-interviews, career advice, and help breaking into the workforce).
- Career-specific skills (coding/tech, entrepreneurship, creative arts)
- Independence/life skills (budgeting, taxes, housing)
- Soft skills (self-confidence, social connection, independence)
- Focusing on young people disengaged with school or work

"More support for the transition between being dependent on your parents to become independent & on your own."
Elizabeth South, aged 15-19

"a program to help young adults transition into 'adult hood' like budgeting, taxes, etc."
Munno Para Downs, aged 15-19

"If I could make one change, I would create more job and work experience opportunities for young people. A lot of us want to start building skills and preparing for the future, but it can be hard to get that first chance."
Elizabeth, aged 12-14



Practical support and essential items

(mentioned by 14 young people)

A few respondents mentioned that they, or other young people, are struggling to meet their basic needs. For some, this was a high priority, and they felt that more practical support and provision of essential items would have a large impact for the most vulnerable young people in the community.

Respondents referred to providing or connecting young people with:

- Food and other household items
- Hygiene and period products
- Housing support and safe places to be outside of home
- School supplies

"Access to foodbanks
Affordability
accommodations
Social connections
More Interchange."
Elizabeth Vale, aged 15-19

"Having somewhere for youth people to sleep at night in case their home is not safe to go to that night so they have somewhere to sleep."
Elizabeth East, aged 12-14

"I think if I would make one change, I would make it so there is a place in Elizabeth for students who have school food could go to before school that could provide school snacks and other things like tampons, pads, water bottles and pencils. Basically, I think we should have a space with free products to help people with less access to resources".
Outside of Playford, aged 12-14

Spending time in Playford

To better understand how young people interact with their local area, the survey asked where they most often spend their free time - that is, time not spent at school, work, or home.

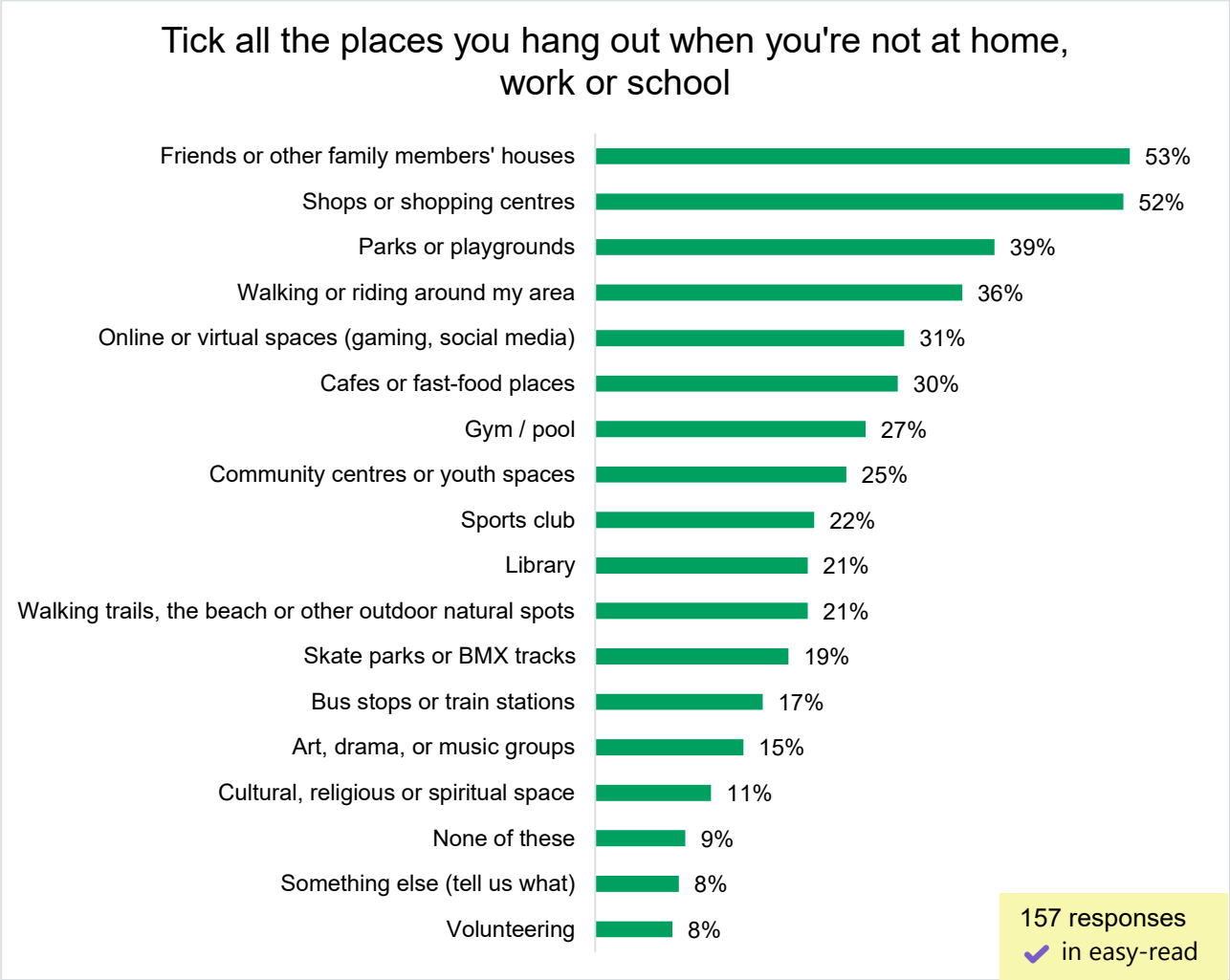

Respondents were most likely to spend their free time at friends or family members' houses (53%). Public spaces were close behind, with 52% of young people spending time in shops or shopping centres, followed by parks or playgrounds (39%), or walking or riding around their local area (36%).

Some comments highlighted that young people can feel limited by the spaces available for them to spend time in outside of school, work or home, without having to spend money or concerns about being 'moved on'.

"Probably a place where younger kids can go hangout with friends without worrying adults will yell at them" – Elizabeth Downs young person aged 12-14, when asked what change they would make for young people in their area.

While the desire for youth and community spaces came through strongly in comments, only 25% of respondents said they currently spend time in these spaces (rising to 38% among those already engaged with Council). This suggests that many young people may not be aware of, or connected to, existing youth facilities - reiterating the need to promote these spaces and continue create places within the Playford area that feel welcoming, accessible, and safe for young people.

Where young people spend their time can be linked to both how safe they feel and their overall wellbeing. For instance, those who spent time at skate parks or BMX tracks were less likely to report feeling safe, while young people involved in volunteering were more likely to describe themselves as being in good physical health. (This is explored in the ‘Feeling safe in Playford’ section later in the report).

What's most important for young people's futures?

Young people's future goals and priorities were explored through both the survey and four dot-mocracy boards set up at Council youth spaces. Overall, the findings indicate that the top priority areas for young people are:

- **Having a job** – identified by 55% of survey respondents and ranked 2nd on the Youth Hub dot boards.
- **Having enough money** – identified by 46% of survey respondents and ranked 1st on the Youth Hub dot boards.

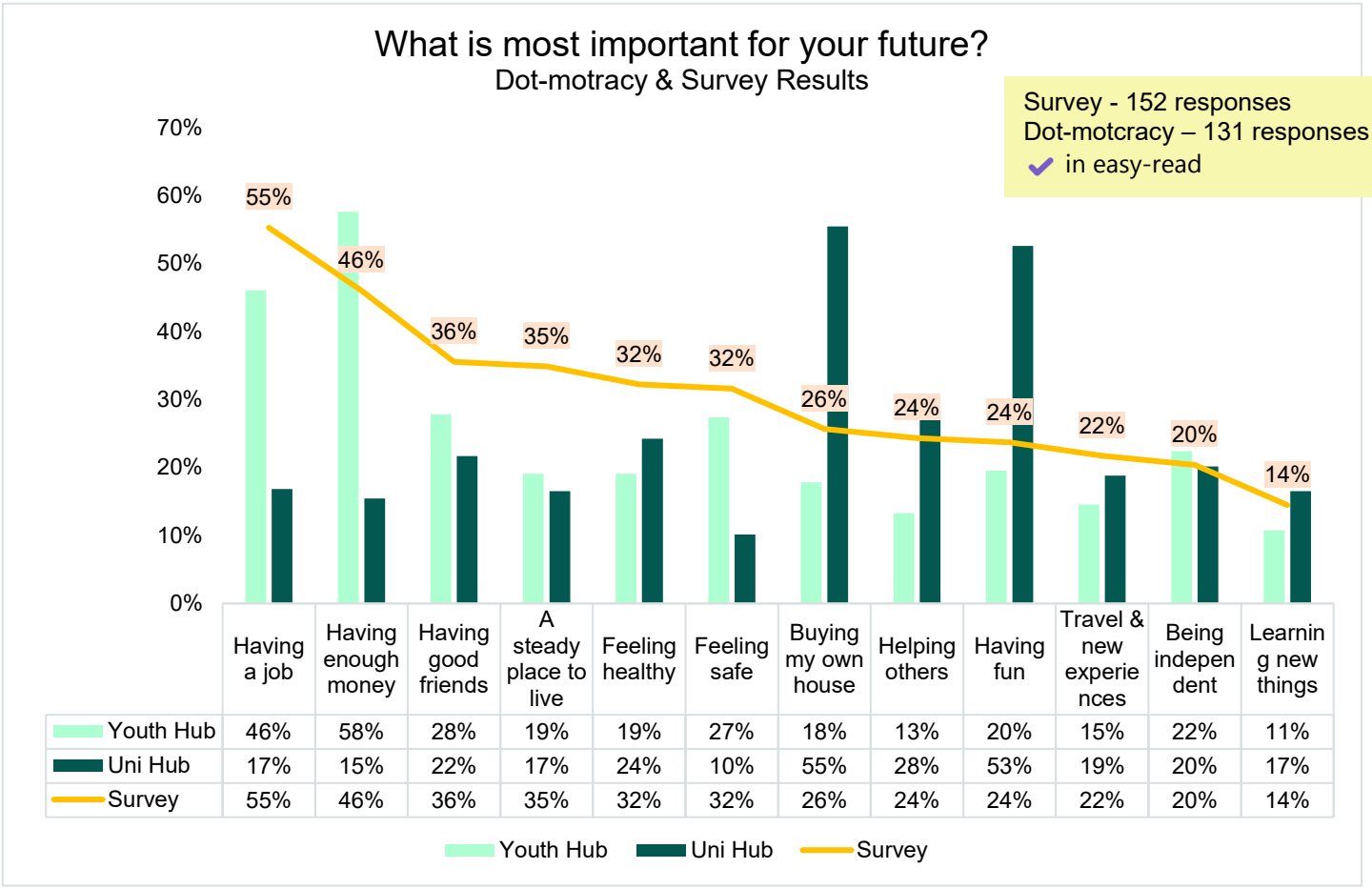

	Having a job	Having enough money	Having good friends	A steady place to live	Feeling healthy	Feeling safe	Buying my own house	Helping others	Having fun	Travel & new experiences	Being independent	Learning new things
Youth Hub	46%	58%	28%	19%	19%	27%	18%	13%	20%	15%	22%	11%
Uni Hub	17%	15%	22%	17%	24%	10%	55%	28%	53%	19%	20%	17%
Survey	55%	46%	36%	35%	32%	32%	26%	24%	24%	22%	20%	14%

The dot boards were located at two key Council youth spaces: the Youth Hub at the Northern Sound System, which received 50 responses, and the Uni Hub at the Civic Centre Library, which received 81 responses. The Youth Hub is primarily frequented by school-aged young people (aged under 18), while the Uni Hub is targeted at young people in tertiary education, largely aged between 18 and 25. Comparing results from these locations reveals interesting differences in priorities between age cohorts.

At the Uni Hub, younger adults placed significantly more emphasis on **buying a house** (55% of Uni Hub respondents, compared to 26% of survey respondents) suggesting a shift in priorities from simply having a steady place to live toward home ownership.

'**Having fun**' also ranked highly (53% of Uni Hub respondents, compared to 24% of survey respondents). Having a job was also a much lower priority (only 17% of Uni Hub respondents, compared to 55% of survey respondents), likely linked to these respondents' life stage and higher likelihood of already having joined the workforce.

In contrast, the Youth Hub results more closely reflected the survey data. This alignment may reflect the fact that the survey had a higher proportion of younger respondents, similar to the age groups that are the Youth Hub's primary visitors.

Overall, the combined insights from the survey and dot boards highlight the most important future goals for young people. While some of these goals vary between the younger respondents and those in young adult – themes of stability and security resonate strongly for all respondents.

How do young people feel about their future, employment, and their access to opportunity?

Overall, 75% of respondents reported feeling excited about their futures, with this positivity being relatively consistent across different suburbs, ages, and demographic groups.

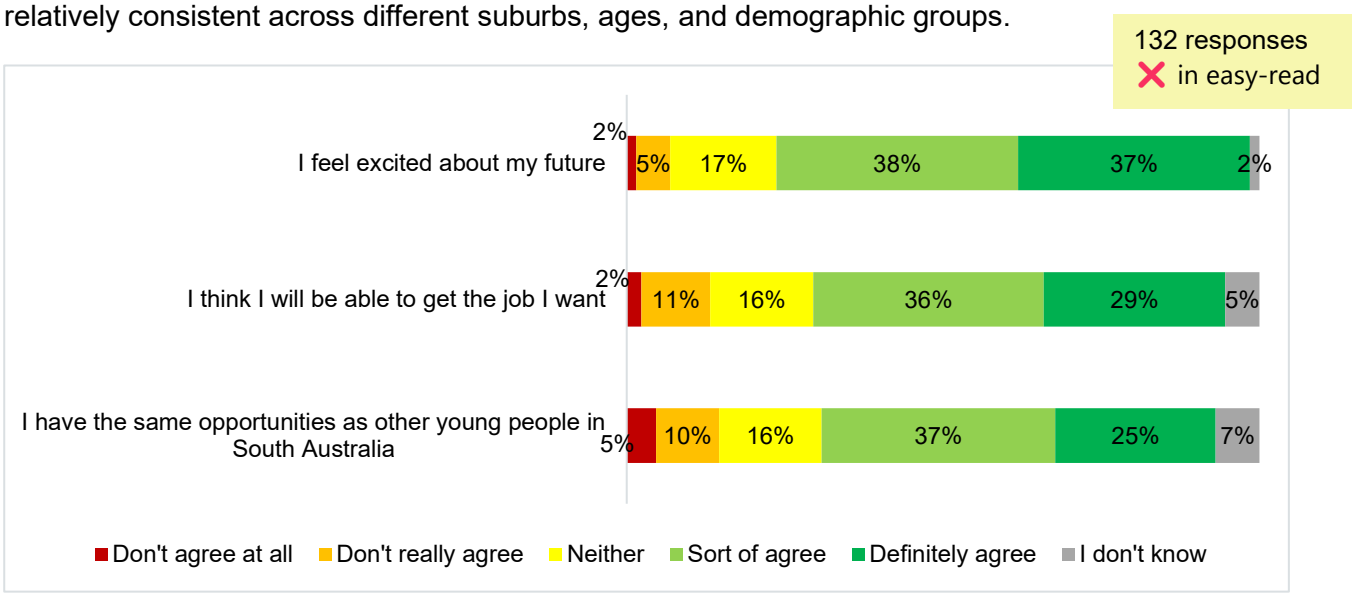

When asked about career prospects, 65% of respondents felt confident that they would be able to get the job they want. A notable difference appeared for young people who identified as having a disability or as part of the LGBTQIA+ community, where confidence levels were lower. Only 45% in each group felt they would achieve their desired job. This highlights the barriers felt or experienced by these cohorts, and that they may benefit from more targeted support.

Perceptions of equal opportunity were slightly lower, with 62% of respondents feeling that they have the same opportunities as other young people in Australia.

Again, disparities were evident among specific cohorts:

- Only 42% of young people with a disability felt they had the same opportunities.
- Among Aboriginal or Torres Strait Islander respondents, 53% agreed they had equal opportunities.
- LGBTQIA+ respondents reported the lowest sense of equality, with only 20% feeling they had the same opportunities.

In previous research projects, some young people have indicated feeling less able to access education and employment opportunities. This can be due to being geographically isolated, lacking access to suitable transport options, financial constraints, and at times stigma or discrimination attached to them or their area.

These findings indicate that overall, Playford's young people feel optimistic about their futures, and are confident in their ability to enter the workforce and access the opportunities that interest them. However, the smaller but notable proportion of young people who felt less confident and more concerned are important to keep in mind, particularly those disparities felt by some young people from diverse backgrounds. Council can play a constructive role in addressing these concerns and supporting all young people to feel confident pursuing a future they're passionate about.

What support could help reach your future goals?

113 responses
✔ in easy-read

When asked what support would help them work toward their future goals, many young people were unsure or didn't have a clear enough idea of their future path to know what support they would benefit from. For those who did identify specific types of support, the following themes emerged:

- **Financial support** – relief from cost-of-living pressures, housing support, help purchasing essential items (such as a laptop), and having financial stability to focus on their goals.
- **Education, training, and learning support** – tutoring, study groups, access to further education, skill-building opportunities, first-aid courses, and clearer guidance on pathways into higher education or specific careers.
- **Employment pathways and opportunities** – help gaining work experience, job-readiness training and workshops, and support to secure work for the first time.
- **Personal support, wellbeing, and confidence** – mentoring, supportive peers, help managing self-doubt and mental health challenges, and access to safe community spaces and trusted adults.

By using these insights to guide service design, Council and other youth services can better equip young people to progress toward their goals.

What issues or causes are young people passionate about?

While the survey predominantly focused on young people's personal experiences and their local area – **many young people expressed passion and concern for other young people and broader societal issues.**

When thinking about how their area could be improved, many respondents flagged issues such as housing support, and access to support services - not only for themselves but for other young people and community members.

"More support to homeless individuals in the community." – Munno Para, Aged 20-24

"Access to foodbanks, Affordability accommodations" – Elizabeth Vale, aged 15-19

"If I could make one change I would make it so people had way more access to mental health support programs" – Davoren Park, aged 15-19

When asked directly about the issues or causes most important to them, almost half of respondents identified **supporting people's physical and mental health as a priority**. This aligns with themes that emerged throughout the survey, where young people frequently emphasised the importance of mental health programs and support.

Affordable housing and money worries were also prominent concerns, similar to the priority areas of young people when asked about their own futures. This reflects an awareness of broader societal challenges - and young people's worries about how these issues may affect both themselves and others.

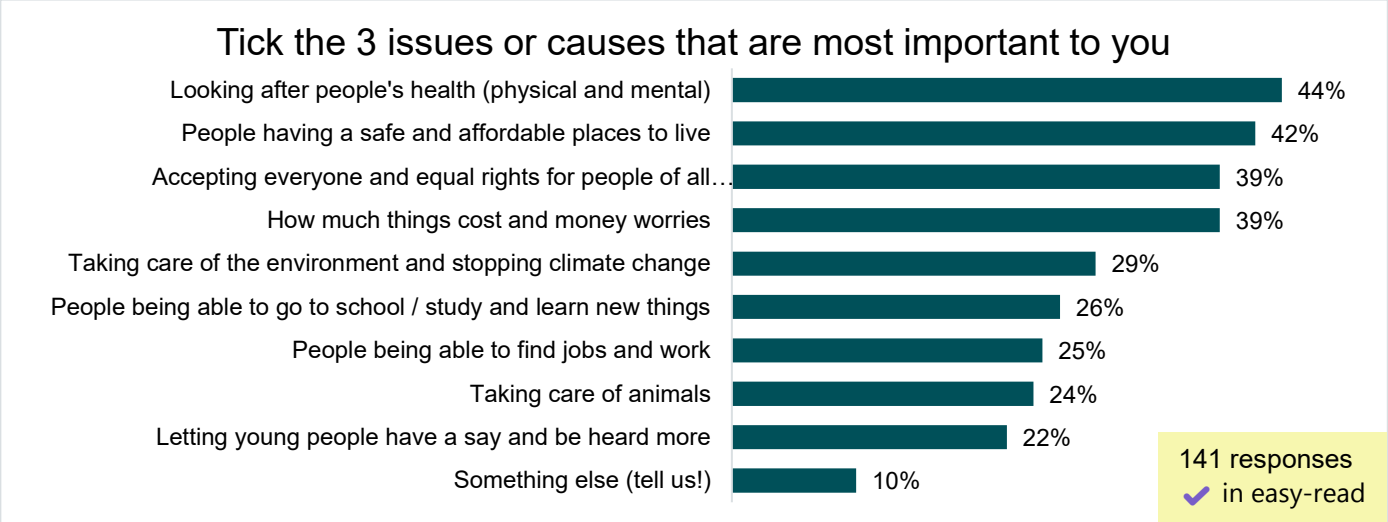

Respondents also highlighted the **importance of acceptance and inclusion of people from all backgrounds, as well as protecting the environment**. These insights demonstrate young people's interest in creating a safer, fairer, and more sustainable community for the future.

Health and wellbeing

Young people were asked to self-evaluate their physical and mental wellbeing. Overall, young people were more likely to report good physical health (54% good or great) compared to mental health (46% good or great).

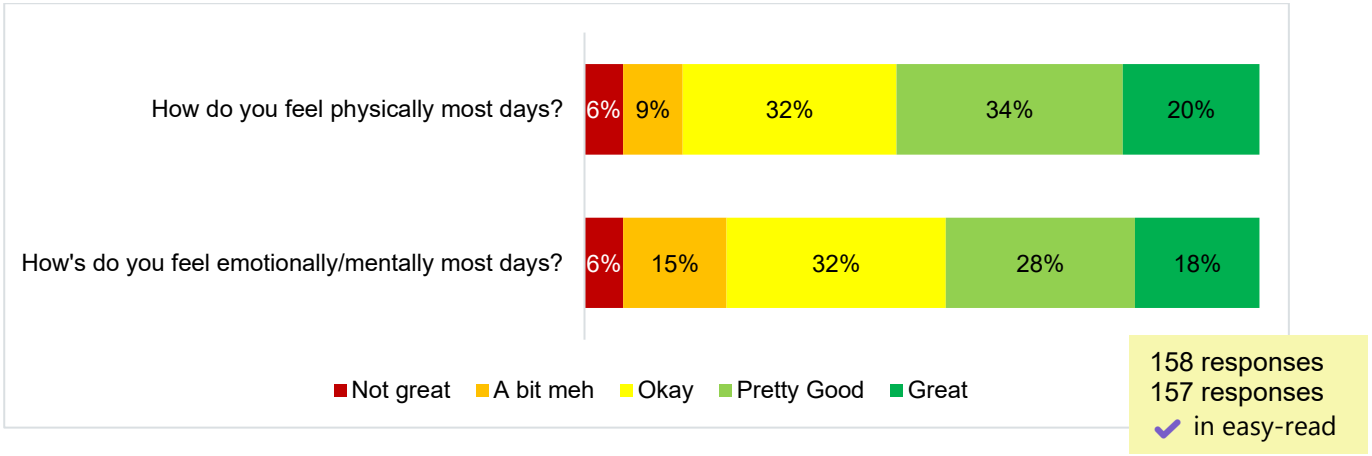

Lifestyle factors, the places young people spent time, and aspects of their identity influenced how they rated their wellbeing.

The following correlations appeared:

- Volunteering and sports were linked with higher wellbeing: 75% of volunteers reported good physical health, and 67% reported good mental health. For sports club attendees 73% reported good physical health, and 64% felt they had good mental health.
- Community and cultural spaces were also associated with positive mental health with 62% of young people who visited community or youth centres, and 61% who visited cultural or religious spaces, reporting good mental health.
- Skate parks and BMX tracks showed the opposite trend: 30% of young people who spent time there reported poor physical health, compared with 15% overall. They were also more likely to report poor mental health (38%, compared to 21% overall)
- Young people with a disability were more likely to report poor mental health (31% compared with 21% overall).

It's important not to assume these patterns show direct cause and effect. For example, young people who volunteer report higher wellbeing, but volunteering itself may not be the only reason. They may be able to volunteer *because* they already have advantages such as more free time, financial stability, or strong family support.

Support networks

Young people overwhelmingly turn to friends when they need help or support (80% of all respondents). Family also plays a significant role: 58% would seek support from a parent or guardian, and 39% would talk to a sibling.

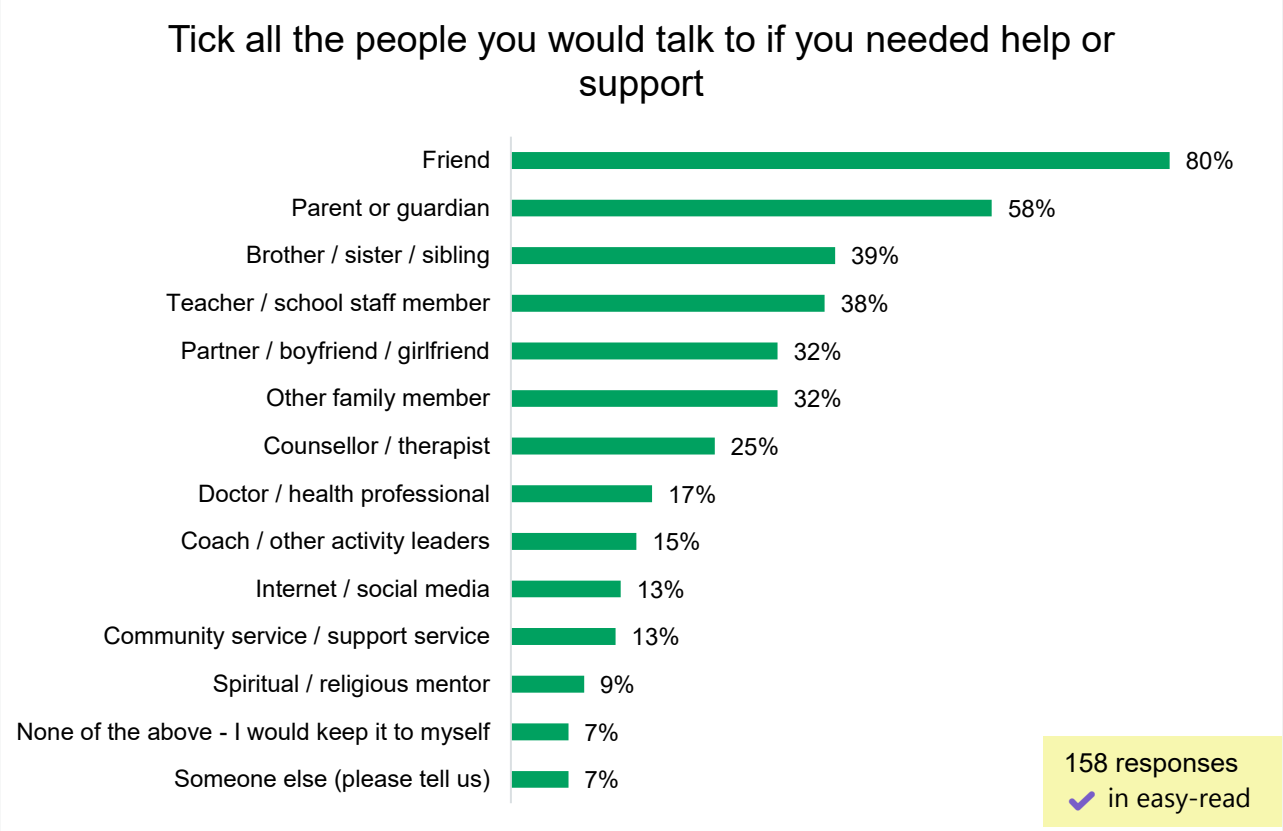

Only 7% of respondents said they would not reach out to anyone. While it is reassuring that most young people have trusted people in their lives, this smaller group should be kept in mind, as young people with poor mental health were slightly more likely to select this choice.

Additionally, 13% of young people said they would seek support from the internet or social media. With the recent ban on social media use for people under 16, it will be important to monitor how this source of support shifts over time.

Young people and Council's 2025-28 Strategic Plan

The Playford Youth Survey included questions aligned with the Playford Community Survey (PCS) to help track Council's progress towards the 2025-28 Strategic Plan.

The PCS is Council's main tool for measuring progress against the Strategic Plan, providing large-scale community insights. However, responses from younger residents are typically lower.

The Youth Survey included one or two statements for each theme area to better understand how young people experience life in Playford, and how they feel Council is doing in each priority area. These insights not only layer a youth perspective to key Council work areas but also help determine whether these broader community priorities are resonating with younger residents.

Overall, 2025 Youth Survey results closely reflected the broader community findings, and young people's comments often highlighted similar priority areas such as safety, the look and feel of their area, social connection and community, and access to activities and events. However, as outlined below, there was some notable deviation and valuable insights that highlight the importance of gathering youth perspectives specifically.



Feeling safe in Playford

Theme 1: Improving safety, accessibility and ease of movement around our city

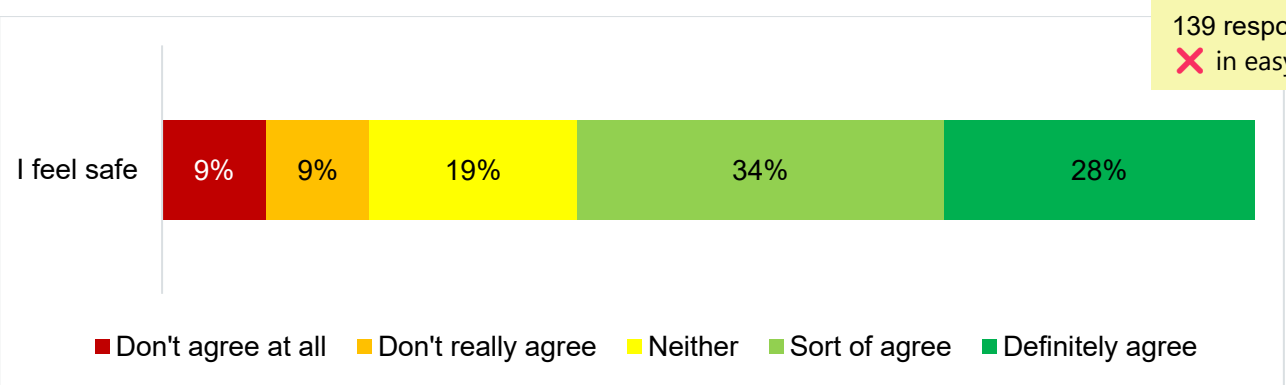

In total, 62% of respondents said they feel safe in the area where they live. This is reflective of the results of the Playford Community Survey in 2024, where 59% of respondents felt safe moving around their local area. As highlighted previously, safety was a key topic raised in verbatim comments, with young people describing as both something that could be improved, and something they value about their area.

Feelings of safety varied between suburbs, demonstrating a variety of experience across Playford. Due to some suburbs having a small number of responses, it's difficult to draw any strong conclusions, but overall the Youth Survey results consistent with findings from the Playford Community Survey 2024, where residents in newer developments or Eastern suburbs tend to report higher feelings of safety, while those living in or around the Elizabeth CBD tend to report lower feelings of safety.

Interestingly, feelings of safety varied depending on the types of places young people spent time outside home, school, or work. The following correlations appeared:

- Young people were *more* likely to feel safe if they spent time:
  - at cultural, religious or spiritual spaces (78% felt safe)
  - volunteering (75% felt safe)
  - at community centres or youth spaces (73% felt safe), and
  - at friends or family members houses (71% felt safe).
- Young people were *less* likely to feel safe if they spent time:
  - at skateparks or BMX tracks (46% felt safe)

These findings may point towards some protective factors that help young people feel safer in their day-to-day lives, such as supportive, structured, and social environments.

A young person's identity and background also appear to influence how safe they feel. Among young people who did not identify with any diverse cohort, 63% felt safe and 15% felt unsafe. Comparatively:

- Young people were *more* likely to feel safe if they:

- speak a language other than English at home, or have a different cultural background (67% felt safe, 12% felt unsafe).

- Young people were *less* likely to feel safe if they:
  - are part of the LGBTQIA+ community (48% felt safe, 43% felt unsafe)
  - are a person with disability (53% felt safe, 35% felt unsafe), or
  - are Aboriginal or Torres Strait Islander (57% felt safe, 36% felt unsafe).

These findings show that while as a cohort, young people's experiences are reminiscent of Playford's population as a whole, there is a lot of variance in individual feelings of safety.

Moving around Playford

Theme 1: Improving safety, accessibility and ease of movement around our city

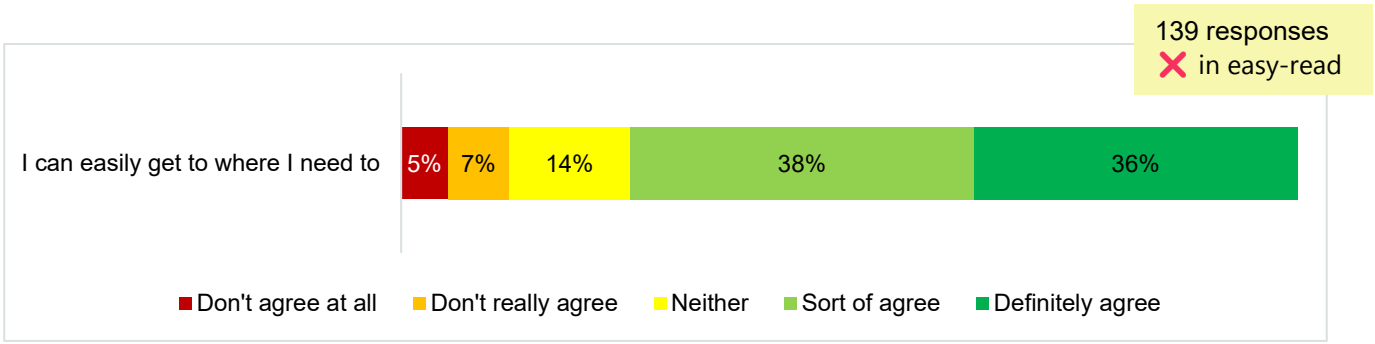

74% of young people in Playford felt able to easily get where they need to go. However, not all groups experienced this equally. Young people with disability were less likely to agree, with around one in five (19%) saying they do not find it easy to get to where they need to go.

Although the Playford Community Survey does not include a directly comparable measure, 61% of residents in 2024 reported that it was easy to get around their neighbourhood. While this question related more to local neighbourhood traffic and movement, rather than broader movement around their area, it offers a helpful benchmark for interpreting the youth results.

In open comments, many respondents described a reliance on public transport, bikes, scooters, or walking to get around. Some praised Playford's connected layout and accessible transport options, saying they could travel in ways that suited them. Others, however, highlighted gaps and challenges - calling for more reliable public transport, safer bike routes, and better-maintained roads and footpaths to make it easier and safer for everyone to move around the area.

Easy to move around

“There is easy access to a recreation centre and conveniently-placed bus stops that go straight to the Elizabeth Shopping Centre, NSS, etc.”

“I think that my area and community is a good place because most places in the area are very accessible. It's easy to catch public Transport / getting around easily, there are also many schools, shops, medical centres and lots of community centres and places people can gather such as churches in my area. A lot of these places are in walking distance or it is easy to catch public Transport / getting around easily to.”

“I can walk to shops/school/work from my house without much trouble (20 min walk)”

“shops, parks, train station and bus stop nearby”

“It is a great place because it is 100% safe and I can ride my scooter around my neighbour hood”.

“The schools and public Transport / getting around easily are very close to where most people live”.

Less easy to move around

"My area could have better public transport and better roads and pathways that are out of my estate”.

“I think something better for young people in my community could be more/better sidewalks and some pedestrian traffic lights as a young person. I also think something that could help is more public transport in my area as it’s very hard to be able to leave Playford to go places or hangout with my friends and even get to school as I can’t drive yet my mornings consist of me leaving my house driving to Mawson lakes then catching the bus to my school which is very hard on both me and my parents”

“More public transport”

“all buses from public schools should go to interchanges.”

“Bike lanes”

“More buses so I can travel around safely to local schools, parks and to see friends. Especially between Munno Para West and Blakeview.”

Look and feel of the local area

Theme 2: Lifting City Appearance

Just over half (53%) of young people agreed that their local area looks and feels nice - a result closely aligned with the broader community, where 50% of Playford Community Survey 2024 respondents felt their neighbourhood looks and feels nice.

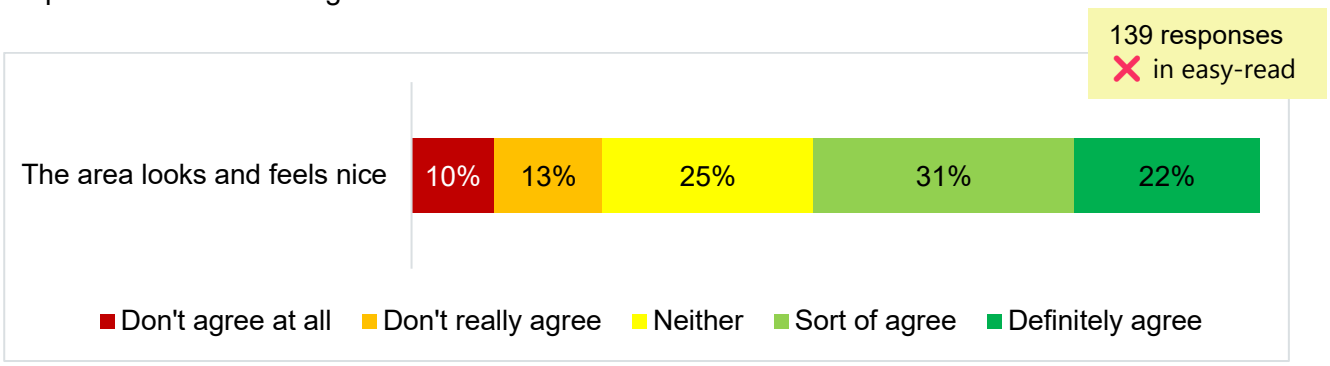

Also similar to the Playford Community Survey, perceptions of their local area varied between different respondents and different suburbs. However, due to the small number of respondents per each Playford suburb, specific findings cannot be drawn.

Young people's comments often highlighted the look and feel of their local area, both in things they appreciated and areas they felt could be improved.

Young people appreciated things like – green and open spaces, calm and peaceful atmosphere, and the feeling that their area is vibrant and lively.

Aspects young people felt could be improved included – cleanliness and maintenance of public spaces and streets, aesthetic improvements such as murals and gardens, and improved amenities such as lighting and footpaths.

Feeling welcome and a sense of belonging

Theme 3: Fostering collaboration and connection to each other

139 responses
❌ in easy-read

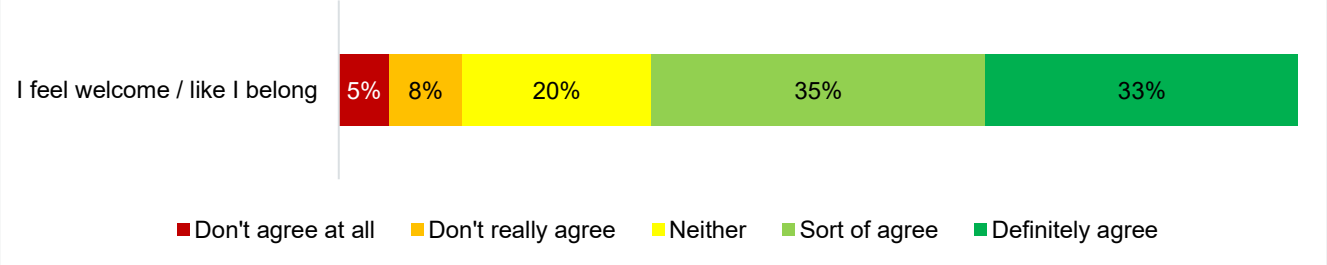

Overall, 68% of young people said they feel welcome and that they belong in their community. While most respondents shared positive experiences of inclusion, some groups were less likely to feel this way:

- LGBTQIA+ young people: Only 45% said they feel welcome or like they belong.
- Young people with disability: 47% felt a sense of belonging in their community.

These results highlight the importance of continuing to foster inclusive environments where all young people feel accepted, represented, and supported.

When asked to reflect on what they love about their local area, several respondents mentioned they value the diversity and inclusiveness of their community. They described their area as welcoming, friendly, and supportive - a place where people from different backgrounds, cultures, abilities, and identities are accepted and respected.

Young people appreciated the sense of belonging that comes from neighbours looking out for each other, opportunities to connect through schools, sports, and community programs, and spaces where they can express themselves freely.

Overall, diversity was seen as one of the community's greatest strengths, helping young people feel safe, included, and proud to be part of where they live.

Attending Council events, programs and places

Theme 4: Activating and facilitating welcoming community spaces & events

It's important that young people feel welcome and included at Council-run spaces, programs, and events. When asked whether they had participated in a Council event or visited a Council venue, 39% of respondents said they had, with a further 19% unsure if the activity they attended was Council-run. 21% of respondents hadn't heard of any Council initiatives and weren't sure what might be available to them.

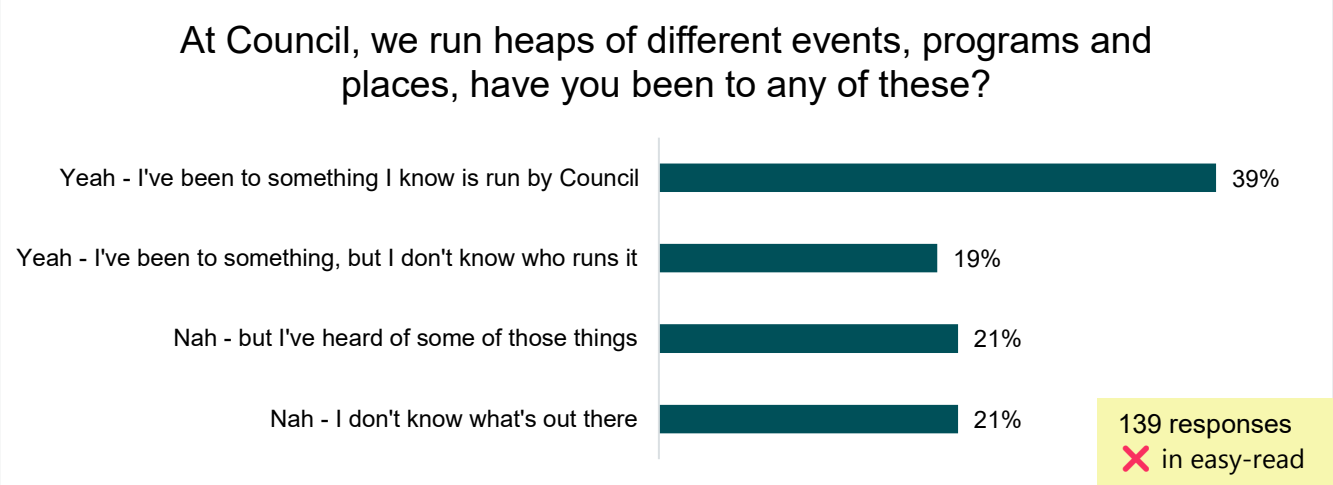

Feedback from open-ended comments reinforced that young people place strong value on spaces, programs, and events designed specifically for them - ones that feel welcoming, accessible, and aligned to their interests. This clear interest suggests there may be opportunities to expand youth-focused initiatives, promote existing opportunities, and ensure Council's youth services are accessible to young people across all areas of Playford.

What's next?

The Playford Youth Survey 2025 offers a valuable snapshot of local young people's everyday experiences, aspirations, and priorities for Council. The insights gathered through this project will be used to:

- **Inform the design, delivery, and evaluation of youth services, events, and facilities** - and strengthen Council's broader work by ensuring the youth perspective is consistently considered.
- **Continue building Playford as a city where young people feel proud to grow up**, with access to meaningful opportunities, safe and enjoyable places and activities, connection to community, and pathways to their future goals.
- **Create a picture of what life is like for young people in Playford**, helping us understand where their experiences align with or differ from young people across South Australia.
- **Provide a point-in-time benchmark** to track how local young people and the City evolve over time, and to help measure the impact of future initiatives and changing community needs.

Together, these insights create a powerful foundation for shaping the future of youth support in Playford. By listening closely to young people and understanding their lived experiences, Council is better equipped to respond to their needs, support their aspirations, and create environments where they feel safe, supported, and able to thrive.

Thank you to every young person who took the time to share their thoughts and experiences.

Appendix

1. Questionnaire

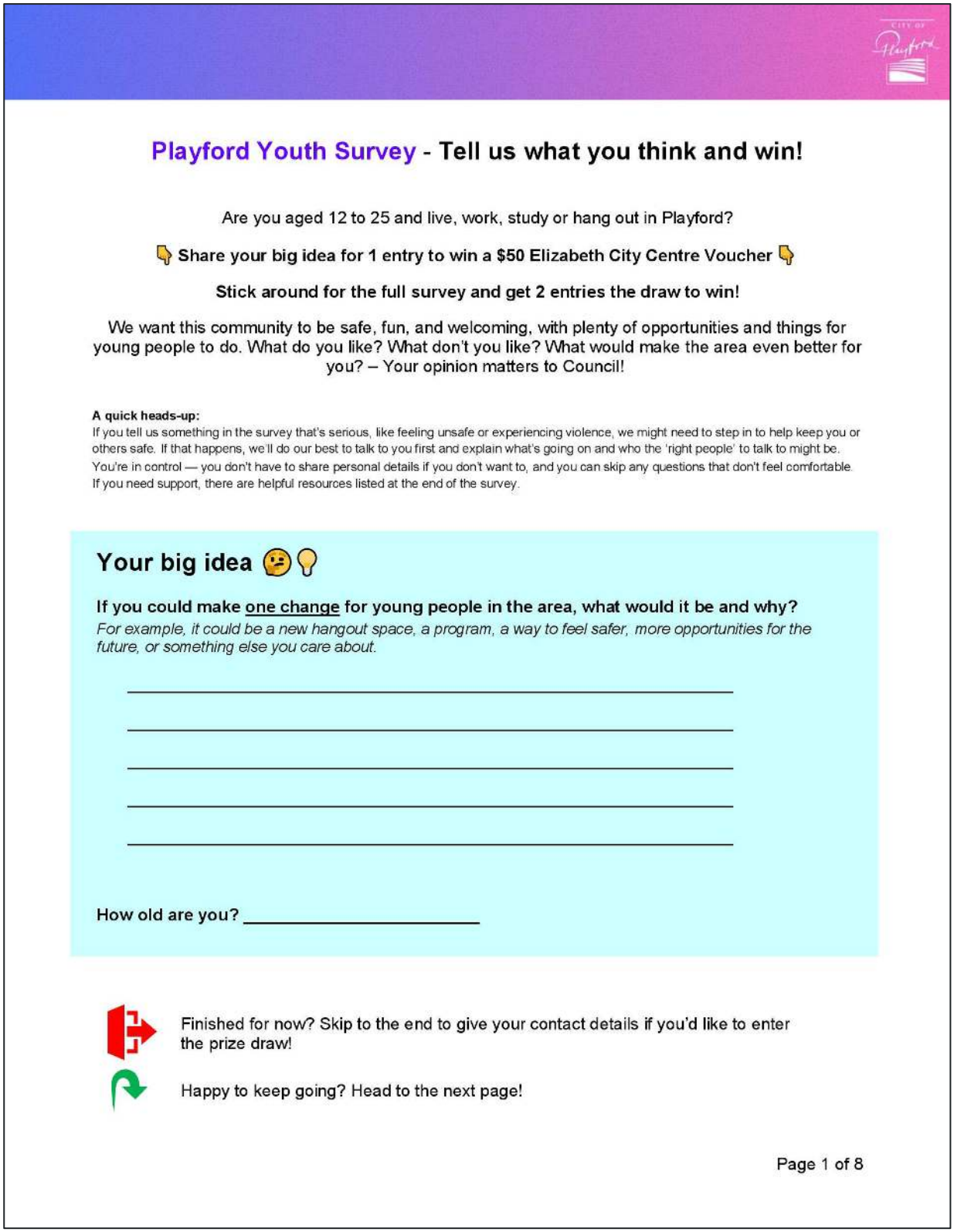

Playford Youth Survey - Tell us what you think and win!

Are you aged 12 to 25 and live, work, study or hang out in Playford?

👇 **Share your big idea for 1 entry to win a $50 Elizabeth City Centre Voucher** 👇

Stick around for the full survey and get 2 entries the draw to win!

We want this community to be safe, fun, and welcoming, with plenty of opportunities and things for young people to do. What do you like? What don't you like? What would make the area even better for you? – Your opinion matters to Council!

A quick heads-up:
If you tell us something in the survey that's serious, like feeling unsafe or experiencing violence, we might need to step in to help keep you or others safe. If that happens, we'll do our best to talk to you first and explain what's going on and who the 'right people' to talk to might be. You're in control — you don't have to share personal details if you don't want to, and you can skip any questions that don't feel comfortable. If you need support, there are helpful resources listed at the end of the survey.

Your big idea 🤔💡

If you could make <u>one change</u> for young people in the area, what would it be and why?
For example, it could be a new hangout space, a program, a way to feel safer, more opportunities for the future, or something else you care about.

_____

_____

_____

_____

_____

How old are you? _____

Finished for now? Skip to the end to give your contact details if you'd like to enter the prize draw!

Happy to keep going? Head to the next page!

Page 1 of 8

Before we start, there's things you need to know:

- There are **18 questions**, and it should take about **10 minutes** to complete.
- We won't share who said what in results – your answers will be anonymous
- We'll only use your info to contact you if you win a prize
- You can stop the survey anytime – and skip any questions you don't want to answer
- If you need help with the survey, you can contact Sabina from Playford Council by emailing connected@playford.sa.gov.au or calling 8256 0333.

What's your gender? _____

Tick ✓ any options that describe you

- ○ I'm a person with disability
- ○ I'm an Aboriginal or Torres Strait Islander person
- ○ I speak a language other than English at home, or have a different cultural background
- ○ I'm part of the LGBTQIA+ community
- ○ I'm none of these

What suburb do you live in? _____

Tick ✓ any of the things you do at the moment

- ○ I'm at school
- ○ I'm a TAFE student
- ○ I'm a Uni student
- ○ I'm doing another course or training program
- ○ I volunteer
- ○ I'm doing an apprenticeship / traineeship
- ○ I work part-time
- ○ I work full-time
- ○ I'm looking for work
- ○ I care for family members, children, or others
- ○ I do other stuff you missed (can you tell us what?) _____
- ○ I don't do any of these things

Page 2 of 8

At Council, we run heaps of different events, programs and places such as:

- Drop-in spaces and centres for young people
- Sports and recreation programs
- Music, art, STEM and dance workshops
- School holiday activities
- Community festivals or events

Have you been to any of these? (Tick ✓ 1 choice)

- ○ Yeah — I've been to something I know is run by Council
- ○ Yeah — I've been to something, but I don't know who runs it
- ○ Nah — but I've heard of some of those things
- ○ Nah — I don't know what's out there

How do you feel physically most days? (Draw a circle around 1 choice)
This can include things like what you eat, being active or playing sport, getting enough sleep, or how often you feel sick.



How's do you feel emotionally/mentally most days? (Draw a circle around 1 choice)
This can include your moods, stress, worries, or how happy or calm you feel.



Tick ✓ all the people you would talk to if you needed help or support

- ○ Friend
- ○ Partner / boyfriend / girlfriend
- ○ Parent or guardian
- ○ Brother / sister / sibling
- ○ Other family member
- ○ Teacher / school staff member
- ○ Coach / other activity leaders
- ○ Spiritual / religious mentor
- ○ Community service / support service
- ○ Doctor / health professional
- ○ Counsellor / therapist
- ○ Internet / social media
- ○ Someone else (please tell us) _____
- ○ None of these - I would keep it to myself

Tick ✓ all the places you hang out when you're not at home, work or school

- ○ Parks or playgrounds
- ○ Skate parks or BMX tracks
- ○ Cafes or fast-food places
- ○ Community centres or youth spaces
- ○ Shops or shopping centres
- ○ Bus stops or train stations
- ○ Walking or riding around my area
- ○ Friends or other family members' houses
- ○ Sports club
- ○ Gym / pool
- ○ Library
- ○ Art, drama, or music groups
- ○ Cultural, religious or spiritual space
- ○ Walking trails, the beach or other outdoor natural spots
- ○ Online or virtual spaces (gaming, social media)
- ○ Volunteering
- ○ Something else (tell us what) _____
- ○ None of these

Page 4 of 8

When thinking about the area you live in, how much do you agree?
(Tick ✓ 1 circle in each row)

	 I don't agree at all	 I don't really agree	 Neither	 I sort of agree	 I definitely agree	 I don't know
I feel safe	○	○	○	○	○	○
I feel welcome / like I belong	○	○	○	○	○	○
I can easily get to where I need to	○	○	○	○	○	○
The area looks and feels nice	○	○	○	○	○	○

Why is your area/community a <u>great place</u> for young people like you?

_____

_____

_____

_____

How could the area/community be <u>better</u> for young people like you?

_____

_____

_____

_____

What is most important for your future? Tick ✓ your top 3!

- ○ Having a good job
- ○ Earning enough money to be comfortable
- ○ Having a steady place to live
- ○ Buying a house
- ○ Learning new stuff (i.e. study)
- ○ Traveling and new experiences
- ○ Having good friends
- ○ Feeling safe
- ○ Helping other people
- ○ Being independent / having freedom to do what I want
- ○ Having fun and enjoying life
- ○ Being healthy (physical and mental)
- ○ Not sure yet
- ○ Something else (tell us!) _____

What extra support could help you reach your future goals?

_____

_____

_____

How much do you agree? **(Tick ✓ 1 circle in each row)**	 I don't agree at all	 I don't really agree	 Neither	 I sort of agree	 I definitely agree	 I don't know
I feel excited about my future	○	○	○	○	○	○
I have the same opportunities as other young people in SA	○	○	○	○	○	○
I think I will be able to get the job I want	○	○	○	○	○	○

Page 6 of 8

Tick ✓ the 3 issues or causes that are most important to you

- ○ Taking care of the environment and stopping climate change
- ○ Taking care of animals
- ○ Looking after people's health (physical and mental)
- ○ Accepting everyone and equal rights for people of all backgrounds
- ○ How much things cost and money worries
- ○ People having a safe and affordable place to live
- ○ People being able to find jobs and work
- ○ People being able to go to school / study and learn new things
- ○ Letting young people have a say and be heard more
- ○ Something else (tell us!) _____

Would you like to share more ideas and help us at Council in the future?

- ○ Yes
- ○ No

☆ Would you like to enter the prize draw? ☆

- ○ Yes
- ○ No

Please provide your contact details:

Name _____
Phone _____
Email _____

Thanks for sharing - and good luck if you've entered our comp!

Your feedback will help make our area and community a better for young people. We really appreciate you taking the time to tell us what matters most to you.

Keep an eye out for updates and chances to get involved!

Need any extra help?
If filling in this survey raised any tough topics for you - it can help to talk to someone you trust about how you're feeling, like a family member, friend, someone at school or work, or a doctor or counsellor. You can also get help from services like:

Kids Helpline
Free, confidential support available 24/7 for young people aged 5 to 25.
kidshelpline.com.au for more info or to chat online, or call anytime on 1800 55 1800.

Headspace
Free and confidential mental health support for young people aged 12 to 25.
Visit them at 2 Peachey Rd, Edinburgh North SA 5113, headspace.org.au to chat online, or call 1800 650 890.

Northern Adelaide Medicare Mental Health Centre
Free walk-in service offering friendly and caring support for anyone aged 16 and over.
Visit them at 23 Gillingham Rd, Elizabeth.

HopeStreet
A no-pressure place to meet other young people, hang out in a safe space, try out new things, and get some support. Visit them at 13/45 Peachey Rd Davoren Park, or at one of their pop-ups all over Playford, or head to hopestreet.com.au to learn more.

13YARN
24/7 crisis support run by Aboriginal and Torres Strait Islander people, for Aboriginal and Torres Strait Islander people. Call them on 13 92 76 or visit their website 13yarn.org.au

QLife
Free, anonymous LGBTIQA+ peer support and referral, 3 pm–midnight daily.
Call them on 1800 184 527, chat online, or visit their website qlife.org.au

2. Easy-Read Questionnaire

Playford Youth Survey

Easy Read Survey



Want some help to do the survey?

Talk to Roxanne:

Phone: 8256 0333

Email: connected@playford.sa.gov.au

Web: playford.engagementhub.com.au

Page 1 of 15

About this survey

The City of Playford wrote this survey.

When you see the word "we" it means the City of Playford.

When you see the word "Council" it means the City of Playford.

This survey is written in an easy to read way.

We use pictures to explain some ideas.

Word
Hard word

The first time we write a hard word, the word is in **bold.**

We will explain what the word means.

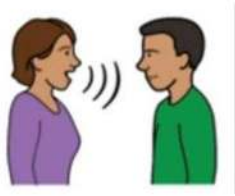

You can ask for help to fill in the survey.

A friend, family member or Council worker may be able to help you.

This is the **Playford Youth Survey.**

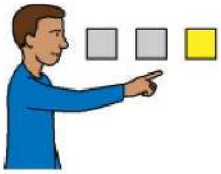

A **survey** is set of questions.

You can tell us what you think.



We want to hear from **youth**

Youth is another way to say child, kid, teenager, or young adult.

You can do the survey if you are between 12 years old and 25 years old.



We want to talk to young people who spend time in **Playford**.

Playford is a group of suburbs that the Council looks after.

Next we will ask some questions

When you see a  draw a tick in a circle to choose your answer

When you see a  write your answer in the box



If you don't have to answer a question if you don't want to



What **one thing** would help young people feel happy, safe, or welcome?

It can be a place, event, feeling, or a something new you want



How old are you?



What is your gender?

- ○ Male
- ○ Female
- ○ Non-binary
- ○ Something else
- ○ Don't want to say



Do you have a disability?

- ○ Yes
- ○ No



Are you an Aboriginal and / or Torres Strait Islander Person?

○ Yes

○ No



What language do you speak at home?

○ English

○ Different language



Do you belong to the **LGBTQIA+** community?

This means you are gay, lesbian, bisexual, transgender, queer, intersex, asexual, or something else.

○ Yes

○ No



What suburb do you live in?

What things you do most days? ✓

○ Go to school



○ Work / have a job



○ Go to TAFE



○ Volunteer



○ Go to University



○ Care for family or children at home



○ ✗ None of these things

Does your body feel **healthy**?

Feeling healthy can be eating vegetables and fruit, playing sport or doing exercise, sleeping enough, and not feeling sick



O Yes



O Sometimes



O No

Do you feel happy and calm most days?



O Yes



O Sometimes



O No

Who would you talk to if you had a problem or needed support? 

This might be someone at home, school, work, sport, or online

When you are not at school, work, or home - where do you go? 

This might be places like shops, sport club, library, art class, or parks

Why is your **neighbourhood** a good place to live?

Your neighbourhood is the houses, parks, streets, and shops near where you live.

What could make your neighbourhood better?

This might be making it easier to move around, how it looks, or having fun things to do

What would you like to do when you are older? 

This might be having a job, going on holiday, moving house, or trying new things

What could make it easier to do what you want when you're older? 

This might be getting some advice, help to apply for a job, or learning new skills

What big problems in the world do you care about? 

This might be helping the environment, caring for animals, or everyone feeling safe and welcome

Do you want to share more ideas with the Council in the future? 

○ Yes

○ No

Thank you for doing the survey.

When everyone has finished, five people who did the survey will win a gift voucher.

Do you want the chance to win a voucher? 

○ Yes

○ No

What is your name and phone number or email address? 

You can ask someone to help you if you aren't sure.

 Name	
 Phone number	
 Email Address	

3. Promotional Postcard

